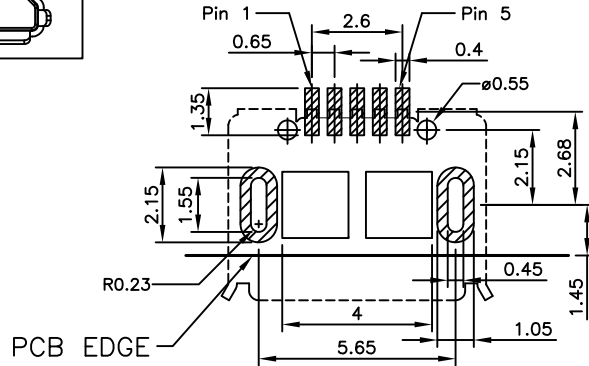
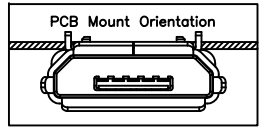
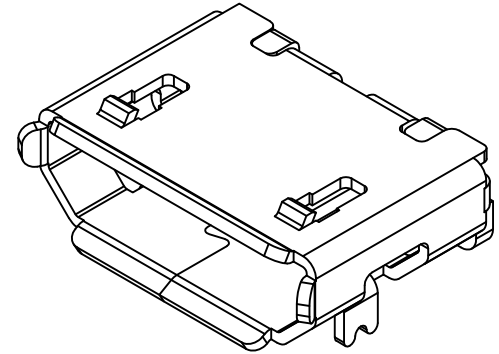


Designed to comply with physical, electrical and environmental requirements of Micro USB Standard (USB2.0).



RECOMMENDED P.C.B LAYOUT
 GENERAL TOLERANCE: ±0.05
 AS VIEWED FROM COMPONENT SIDE
 [Hatched Area] Solder Area
 [Outline] Component Outline



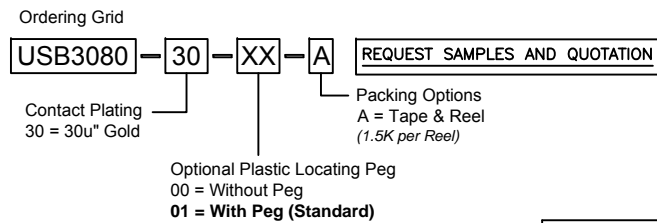
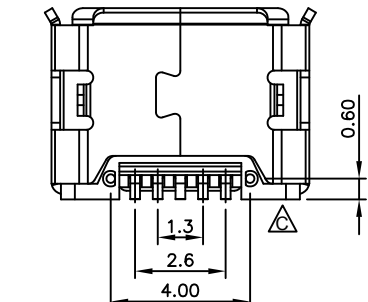
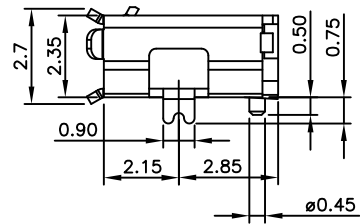
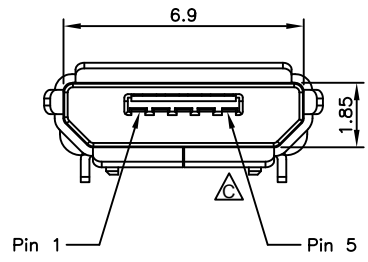
Specifications 规格:

Materials 材料:
 Plastic Housing 塑胶外壳: LCP, UL94V-0, Black, LCP, UL94V-0 黑色
 Contact Terminal 接触端子: Copper Alloy 铜合金
 Metallic Shell 金属外壳: Stainless Steel 不锈钢 SUS 304 T = 0.25mm △

Plating 电镀:
 Underplating 底层电镀: 50µ" Nickel, 50µ" 镍
 Finish 表面处理: Contact Area 接触面积: 30µ" Gold plating, 30µ" 镀金
 Solder Tails 焊接末端: Gold Flash 镀金
 Metallic Shell 金属外壳: Matte Tin 雾锡

Electrical 电气规格:
 Voltage Rating 电压额定值: 100 V AC
 Current Rating 电流额定值: Signal(Pins 2,3,4)信号:1.0 A △
 Power (Pins 1,5)电源:1.8A △
 Operating Temperature 工作温度: -30°C to +85°C △
 Contact Resistance 接触电阻值: 30mΩ Max.
 Insulating Resistance 绝缘电阻值: 1000MΩ Min.
 Dielectric Withstand Voltage 耐电压: 500V AC/Minute △

Mechanical 机械性规格:
 Mating Force 插入力: 35N Max.
 Unmating Force 拔出力: 10N Min. △
 Durability 耐久性: 10,000 Cycles 次插拔



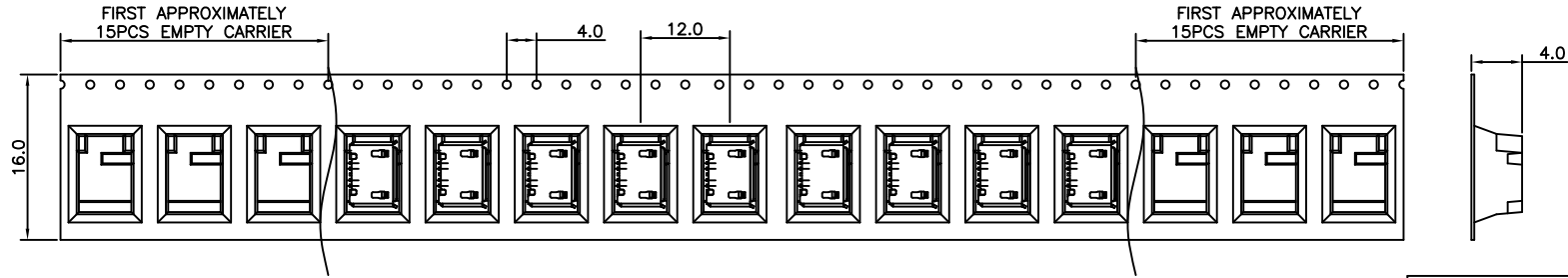
By	SA	CM	ASE	AJO	AJO
DETAIL	DRAWING RELEASE	DRAWING UPDATE	AMENDED PEG	SPECIFICATION CHANGES	PACKING CHANGE
REV	A	B	C	D	E
DATE	04/04/11	26/10/11	17/02/12	06/07/12	17/09/12



Tolerances (Except as noted)	Part Number:-	Date:-
Dimensions in mm	USB3080	04 APR 11
X.X ± 0.4 X.X* ± 2°	Description:-	
X.XX ± 0.25 X.XX* ± 1°	µ USB RECEPTACLE, TYPE B, SMT, R/A, BOTTOM MOUNT, OPTIONAL PEG, WITH SHELL STAKES	
X.XXX ± 0.05 X.XXX* ± 0.5°		
Third Angle Projection	THIS DRAWING IS CONFIDENTIAL AND MUST NOT BE COPIED OR DISCLOSED WITHOUT WRITTEN CONSENT	

GCT				
www.gct.co				
Scale	Revision	Material	Drawn by	Sheet No.
NTS	E	See Note	SA	E & OE 1/2

Global Connector Technology Ltd. - USB3080: Micro USB Receptacle, Type B, SMT, Horizontal, Bottom Mount (Standard), with Optional Plastic Locating Peg and Inner Shell Stakes



Products P/N	PCS/Reel	Reels/Carton	PCS/Carton
USB3080-30-XX-A	1500	4	6000

Notes 注意:

1. Peeling off force of top tape: 0.1-1.3N
2. Part Conforms to EIA-481-C Standards 产品符合EIA-481-C标准
3. All dimensions in millimeters 所有尺寸均是毫米
4. 10 sprocket hole pitch cumulative tolerance±0.2mm

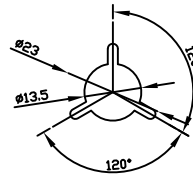
I/O Direction
卷盤繞逆時針方向轉動

Cover Tape
盖带

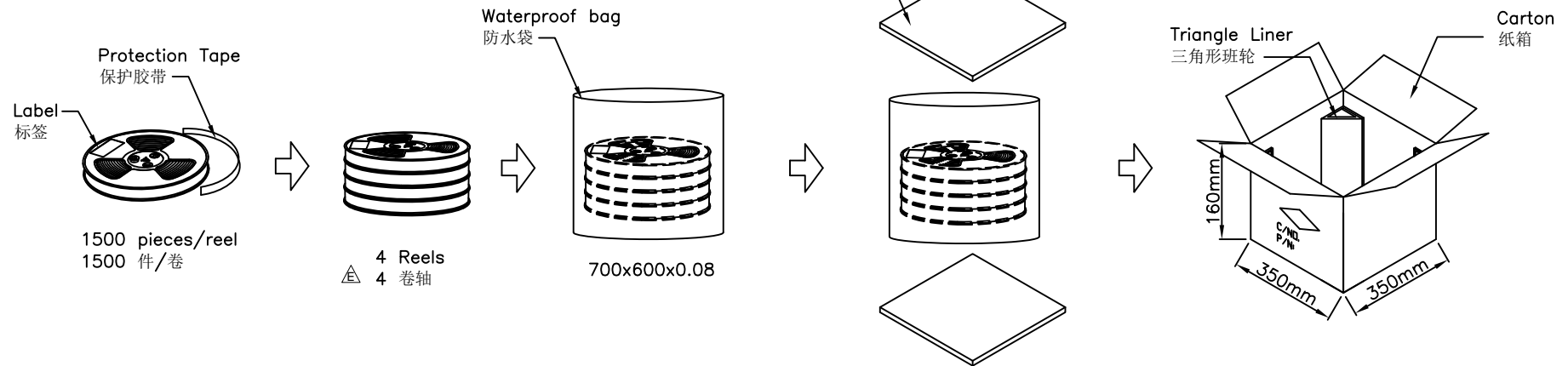
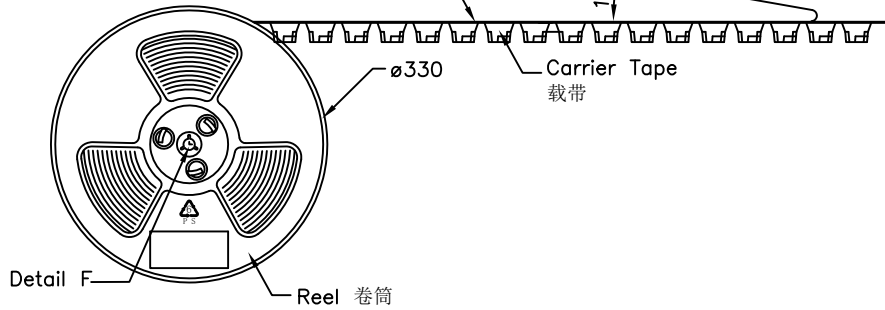
Peel of Angle
剥皮角度

Carrier Tape
载带

ø330



Detail F



By	SA	CM	ASE	AJO	AJO
DETAIL	DRAWING RELEASE	DRAWING UPDATE	AMENDED PEG	SPECIFICATION CHANGES	PACKING CHANGE
REV DATE	A 04/04/11	B 26/10/11	C 17/02/12	D 06/07/12	E 17/09/12



Tolerances (Except as noted)	Part Number:-	Date:-
Dimensions in mm	USB3080	04 APR 11
	Description:-	
	µ USB RECEPTACLE, TYPE B, SMT, R/A, BOTTOM MOUNT, OPTIONAL PEG, WITH SHELL STAKES	
	THIS DRAWING IS CONFIDENTIAL AND MUST NOT BE COPIED OR DISCLOSED WITHOUT WRITTEN CONSENT	

GCT
www.gct.co

Scale NTS	Revision E	Material See Note	Drawn by SA	Sheet No. 2/2
-----------	------------	-------------------	-------------	---------------